

Hazardous Waste Management: College of Dental Medicine



**Senior Hazardous Materials Specialist
Environmental Health and Safety**

Training Outline

- No drain disposal
- Hazardous Materials Management
 - 5 L's Rule
 - Hazardous Dental Waste
 - Amalgam, Capsules, Teeth
 - Chair Side Traps & Lead Foils
 - Aerosol Cans
 - Used Batteries & Lamps
 - X-ray Film & Silver Recovery
 - Pharmaceutical waste
 - Sharps

EMS Policy: No Drain Disposal


No Drain Disposal Policy

All waste must be collected for safe and proper disposal through EH&S



Hazardous Materials Management: 5 L's Rule

- **coLLect**
- **Label**
- **Lid**
- **Locate**
- **Leaks**



 COLUMBIA UNIVERSITY
IN THE CITY OF NEW YORK

ENVIRONMENTAL HEALTH AND SAFETY

Hazardous Waste Management Overview

The Five L's

- CoLLect
- Label
- Lid
- Locate
- Leaks



CoLLect

- CoLLect all hazardous chemical waste and submit a chemical waste pick-up request form for proper disposal.
- Periodically evaluate your chemical inventory, coLLecting chemicals for disposal that are unwanted, expired or have no intended use.
- If you are unsure if your chemical waste is a Hazardous Waste, consult EH&S at [hazmat@columbia.edu](mailto: hazmat@columbia.edu).
- **DONOT** - Dispose of Hazardous Waste inappropriately or prior to determining its hazards. Hazardous Waste must never be poured down the drain.

Label

- Label the container as soon as you start collecting waste by affixing a completed Chemical/Hazardous Waste label.
- List all of the Waste components on the Label.
- **DONOT** - Use chemical formulae or abbreviations on Hazardous Waste Labels.

Lid

- Keep a closed, tight-fitting Lid on Hazardous Waste containers *at all times*, except when actively adding or removing waste.
- Use a closeable, tight fitting Lid that will prevent the Hazardous Waste from spilling should the container be knocked over.
- Waste containers attached to equipment with waste lines or tubing, including HPLC machines, must have a snug fitting cap. Contact EH&S at [hazmat@columbia.edu](mailto: hazmat@columbia.edu) for specialty caps.
- **DONOT** - Leave a funnel in a Hazardous Waste container.

Locate

- Locate Hazardous Waste containers at or near the point of the Hazardous Waste's generation (a.k.a. Satellite Accumulation Area).
- **DONOT** - Locate Hazardous Waste containers outside of the room in which the waste was generated.

Leaks

- Inspect Satellite Accumulation Areas weekly for Leaks.
- **DONOT** - Allow Leaking containers to remain in Satellite Accumulation Areas. Contact EH&S upon discovering the leak.

When a waste container is 90% full, submit a Chemical Waste Pick-up Request Form by visiting:
<http://vesta.cumc.columbia.edu/ehs/wastepickup/>

Hazardous Materials Management: Waste Management

Types of Hazardous Dental Waste

- Amalgam and capsules
- Chair side traps
- Lead Foil
- Extracted Teeth
- Aerosol Cans
- Batteries
- Sharps
- Chair Side Lamps
- Pharmaceutical waste
 - lidocaine & marcaine carpules


Hazardous Materials Management: Amalgam & Capsules

- Designated collection containers are found at each station utilizing amalgam
- Amalgam and capsules must be collected in containers shown below
- Once the chair side containers are full, they must be poured into the 5-gallon pre-labeled amalgam container
(located on VC 7th & 8th floor – between work stations)



Hazardous Materials Management: Amalgam & Teeth

ALL extracted teeth, including those containing amalgam, must be placed in non-hazardous waste containers along with a 10% bleach solution (located on VC 7th Floor)




Hazardous Materials Management: Chair Side Traps & Lead Foils

Must be collected after use and placed into the designated 5-gallon or 1-gallon non-hazardous waste containers located on each floor
(located on VC 7th & 9th floor)




Hazardous Materials Management: Aerosol Cans

Aerosol cans, even if empty,
original cap placed on the can
removed
(located on VC 8th & C)



1st Waste Review



Hazardous Materials Management: Used Batteries



OR



No wet chemistry batteries




8th Floor P&S Hallway: between P&S & Black Building hallway)

Hazardous Materials Management: Used Lamps

- Chair Lamps and other fluorescent lamps
 - All lamps are recycled due to Mercury content

Bring expired/broken lamps to the Sterilization Room on VC 8th Floor



Hazardous Materials Management: Pharmaceutical Waste

- Epinephrine containing carpules that are full or expired:
**Bring to sterilization room or label container on
7th and 8th floor**
- Epinephrine containing carpules that are empty:
Bring to sharps container – located on every floor




Hazardous Materials Management: Pharmaceutical Waste

- Expired or partially used medications may not be discarded in the trash, RMW or down the drain
- CODM Pharmaceutical materials must be managed through the Pharmacy and returned to them after use

EH&S CANNOT ACCEPT
DEA Controlled Substances as waste

Sharps

- All sharps must be collected in red, puncture resistant sharps containers, including:
 - Needles
 - Razor blades
 - Dental/orthodontic wire
 - Pipettes and pipette tips
 - Broken glass that has come in contact with blood or bodily fluids
 - EMPTY epinephrine and lidocaine vials



2nd Waste Review



8th Floor P&S Hallway: between P&S & Black Building hallway)



Located on all floors

What's Wrong With This Picture?



What's Wrong With This Picture?

18



Thank you!

